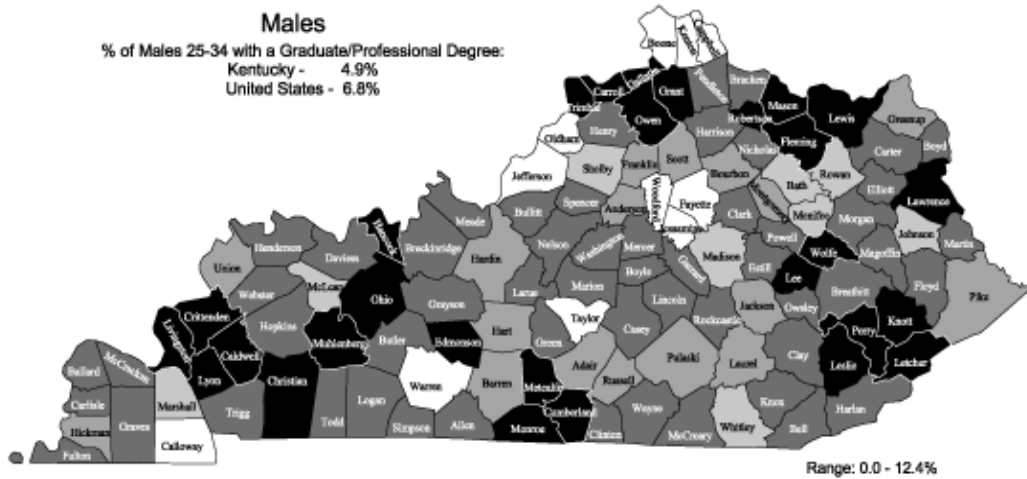


Percent of Kentucky Residents 25-34 with a Graduate or Professional Degree, by Gender 2000

Males

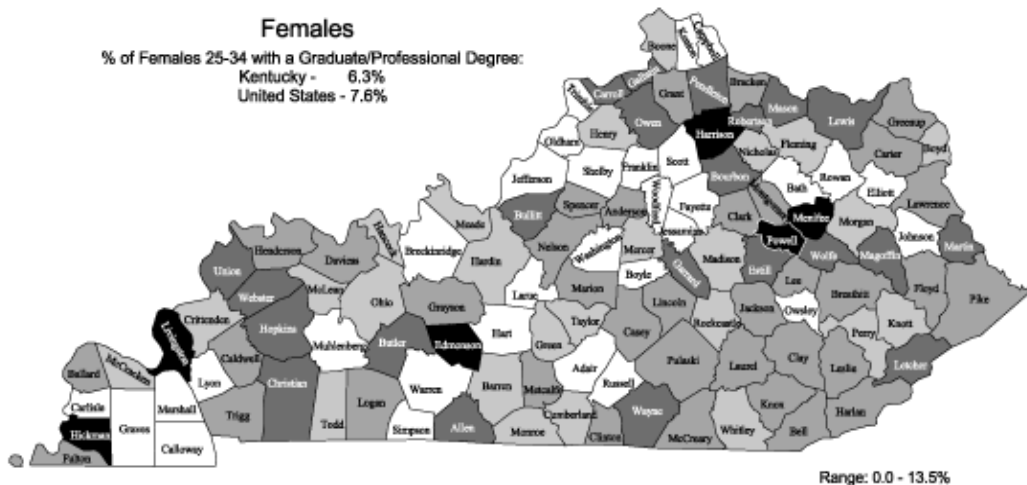
% of Males 25-34 with a Graduate/Professional Degree:
 Kentucky - 4.9%
 United States - 6.8%




Range: 0.0 - 12.4%

Females

% of Females 25-34 with a Graduate/Professional Degree:
 Kentucky - 6.3%
 United States - 7.6%



Range: 0.0 - 13.5%



Source: Census 2000
 CWD's Office of Workforce Research and Analysis, 9/02

Educational Attainment - Percent of Kentucky Residents 25-34 with a Graduate / Professional Degree by Gender 2000

Region	Percent of Males	Percent of Females
Kentucky	4.9	6.3
Adair	3.5	8.3
Allen	2.5	1.5
Anderson	3.7	3.1
Ballard	2.0	3.1
Barren	3.2	5.4
Bath	4.8	7.6
Bell	1.5	3.3
Boone	6.0	5.9
Bourbon	3.2	1.9
Boyd	2.6	5.9
Boyle	2.4	11.4
Bracken	2.5	4.4
Breathitt	2.8	3.5
Breckinridge	1.7	6.0
Bullitt	1.7	2.9
Butler	2.5	2.0
Caldwell	0.7	3.4
Calloway	8.1	10.1
Campbell	7.1	8.0
Carlisle	1.8	7.1
Carroll	0.3	2.1
Carter	1.6	4.0
Casey	2.7	3.8
Christian	1.3	2.9
Clark	2.1	3.8
Clay	2.4	3.3
Clinton	2.6	4.1
Crittenden	1.0	5.2
Cumberland	0.5	4.8
Daviess	2.5	4.2
Edmonson	1.4	1.1
Elliott	1.6	7.5
Estill	1.5	2.7
Fayette	12.4	12.8
Fleming	1.4	5.5
Floyd	1.8	4.2
Franklin	3.5	6.4
Fulton	1.5	3.8
Gallatin	0.4	2.3
Garrard	2.8	2.0
Grant	0.9	3.5
Graves	2.8	6.1
Grayson	2.0	3.9
Green	1.5	5.0
Greenup	3.2	3.5
Hancock	0.5	4.8
Hardin	3.2	5.9
Harlan	2.8	4.3
Harrison	2.7	0.8
Hart	3.2	6.5
Henderson	2.9	4.0
Henry	2.2	4.9
Hickman	3.9	0.3
Hopkins	1.6	2.7
Jackson	3.6	4.2
Jefferson	8.0	8.6
Jessamine	6.1	7.8
Johnson	4.8	6.7
Kenton	6.2	6.6
Knott	1.4	5.2
Knox	2.5	3.0
Larue	2.1	11.3
Laurel	3.8	3.0
Lawrence	0.6	3.0
Lee	1.2	4.3
Leslie	0.6	3.8
Letcher	0.8	2.1

Lewis	0.2	1.6
Lincoln	2.5	4.0
Livingston	1.0	0.6
Logan	1.7	3.6
Lyon	1.4	7.3
Madison	5.1	5.4
Magoffin	2.5	1.7
Marion	2.6	3.2
Marshall	5.6	6.8
Martin	2.0	2.0
Mason	1.2	2.9
McCracken	2.9	5.4
McCreary	1.5	3.2
McLean	5.4	4.7
Meade	2.5	4.7
Menifee	5.2	0.0
Mercer	2.2	4.9
Metcalfe	0.3	4.0
Monroe	0.0	5.1
Montgomery	3.1	3.4
Morgan	1.5	4.5
Muhlenberg	1.1	6.1
Nelson	2.1	3.4
Nicholas	2.3	4.8
Ohio	1.2	4.6
Oldham	6.5	7.9
Owen	0.5	2.7
Owsley	2.6	11.8
Pendleton	1.9	1.7
Perry	0.8	5.3
Pike	3.1	3.2
Powell	1.7	0.3
Pulaski	3.3	4.3
Robertson	0.0	1.5
Rockcastle	1.6	4.6
Rowan	5.5	9.0
Russell	3.2	13.5
Scott	3.9	7.2
Shelby	4.6	6.1
Simpson	2.0	7.7
Spencer	2.6	3.7
Taylor	6.3	5.3
Todd	1.5	5.3
Trigg	2.5	4.2
Trimble	0.0	7.6
Union	3.1	2.5
Warren	6.5	9.1
Washington	2.8	6.5
Wayne	2.0	2.9
Webster	1.6	1.8
Whitley	5.2	4.9
Wolfe	0.7	1.9
Woodford	8.4	9.8

Source: Census 2000 (SF3, PCT 25)